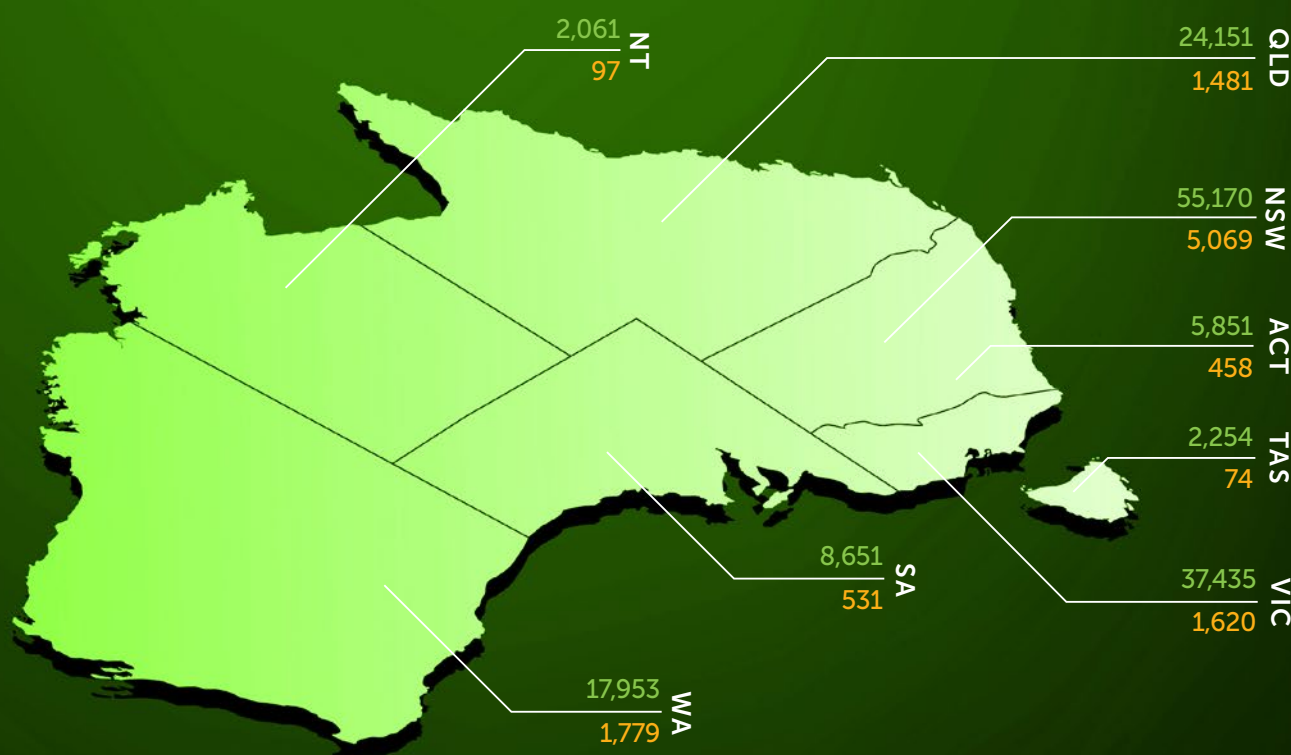


ASIAL SECURITY INDUSTRY LICENSING REPORT 2021

The past year has been a challenging one for the country, with drought, floods and then COVID-19 which brought in its wake painful lockdowns and the first economic recession in Australia for nearly 30 years.

LICENCE NUMBERS AS AT 31 DECEMBER 2020



INDIVIDUAL SECURITY LICENCE HOLDERS

153,256

TOTAL

SECURITY FIRM / MASTER LICENCE HOLDERS

11,108

TOTAL

Throughout this time the security industry has continued to perform a vital frontline role in helping keep the community safe and secure. Security providers have demonstrated their resourcefulness and innovation in responding rapidly to changing customer needs. Whilst some sectors of the industry have been hit particularly hard by the COVID-19 pandemic, others have experienced strong demand.

The ASIAL Security Industry Licensing Report 2021 shows that whilst the number of Security Firm/Master Licence holders has remained steady, the total number of individual security licence holders increased 3.9% to 153,526 (up from 147,729 in 2019).

NSW accounted for 36% of all individual security licence holders nationally and 45.6% of all Security Firm/Master Licence holders. However, the ACT, Tasmania and West Australia also saw significant growth in individual licence numbers over the past year.

Whilst individual security licence numbers have grown, it is not known what proportion of these licence holders are currently working in the industry. As state and territory economies recover from the pandemic, the industry's capacity and capability to meet increased customer demand will be tested.

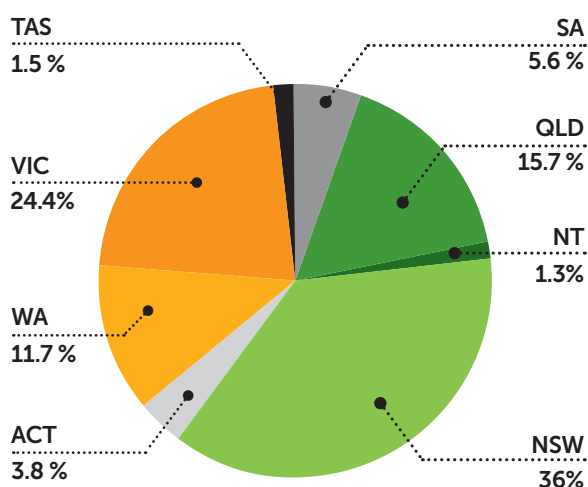
In publishing this report ASIAL would like to acknowledge the support and data provided by each state and territory security industry regulator:

- ACT – Access Canberra
- NSW – Security Licensing & Enforcement Directorate & NSW Police
- NT - Department of Industry, Tourism and Trade
- QLD – Office of Fair Trading
- SA - Consumer and Business Services
- TAS - Consumer Building and Occupational Services, Department of Justice
- VIC – Licensing & Regulation Division, VIC Police
- WA – Licensing Services, WA Police

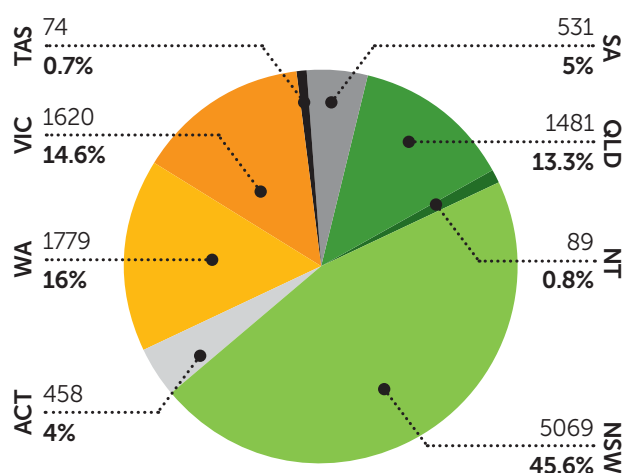
[Continues over page >](#)

STATE OF THE NATION

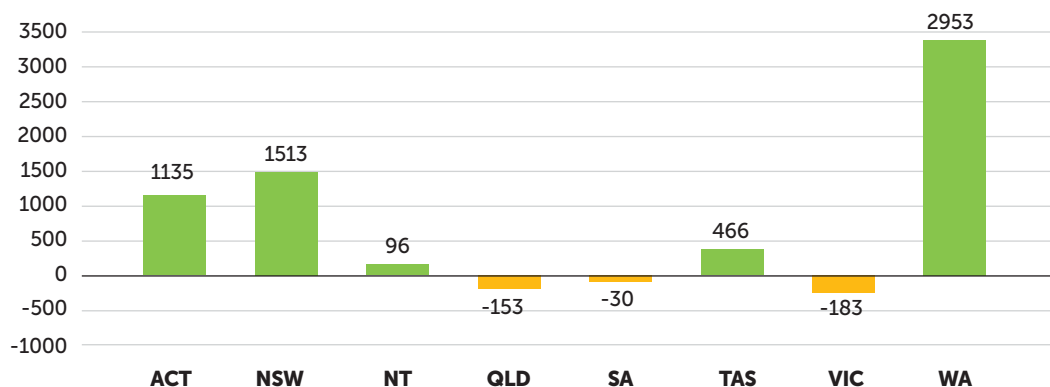
Total individual licence breakdown by state/territory



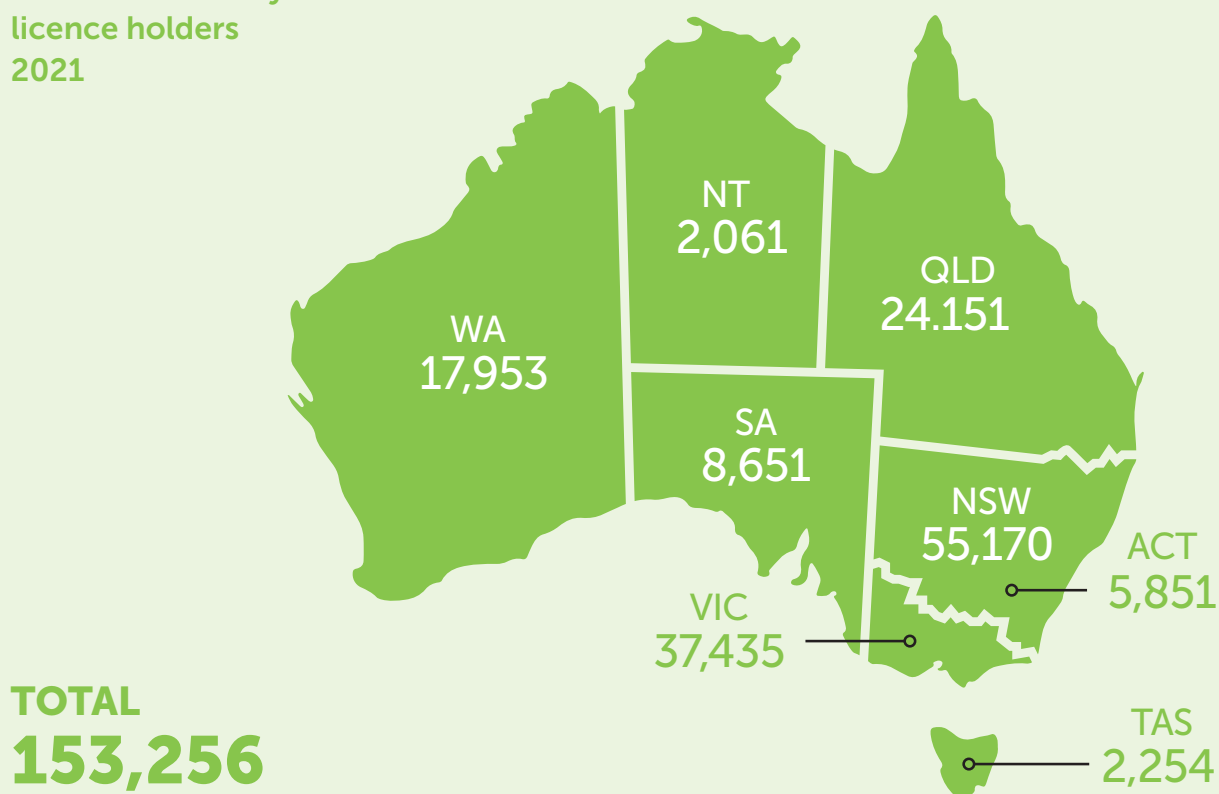
Total Security Firm/Master Licences breakdown by state/territory



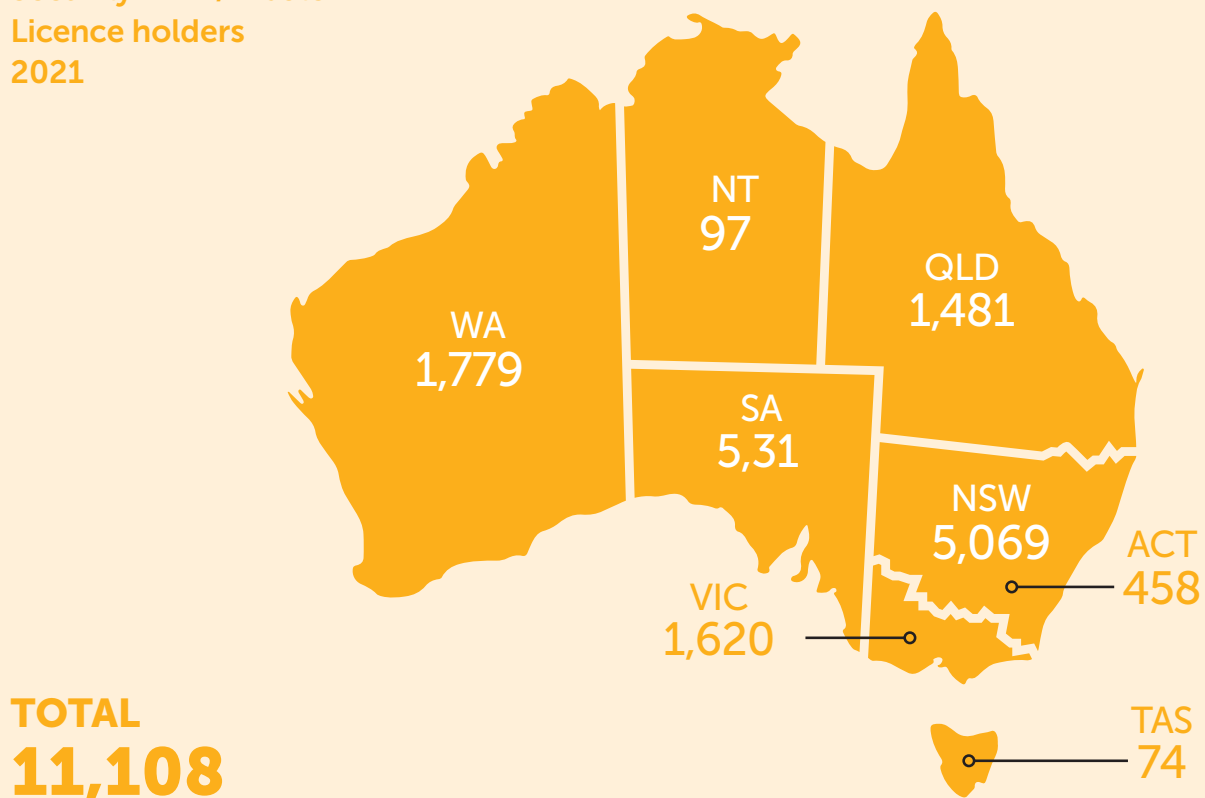
Year on year movement of individual licences by jurisdiction



Individual security
licence holders
2021



Security Firm / Master
Licence holders
2021



ACT

	2019	2020
Individual licence holders	4716	5851
1A Patrol, guard, watch or protect property (including CIT)	-	5002
1B Act as a bodyguard	-	249
1C Act as a crowd controller	-	4237
1D Guard with a dog	-	64
1E Act as a monitoring centre operator	-	1722
1FC Guard with a firearm for cash in transit	-	130
1FP Guard with a firearm for protecting property	-	47
2A Acts as a security consultant	-	271
2B Sell security equipment	-	569
2C Carry out surveys and inspections of security equipment	-	529
2D Give advice about security equipment	-	521
2E Install, maintain, monitor, repair or service security equipment	-	719
New individual licence applications	1309	1272
Individual licences cancelled/terminated	54	2450
	2019	2020
Master Licence holders	388	458
New Master Licence applications	80	78
Master Licences cancelled/terminated	3	43

NT

	2019	2020
Crowd Controllers Licence only	79	78
Security Officer and Crowd Controllers	1662	1764
Security Officer only	224	219
New individual licence applications	679	766
Individual licences cancelled/terminated	648	584
	2019	2020
Security Firm Licence holders	89	97
New Company/Firm applications	46	34
Company/Firm licences expired	38	19

NSW

	2019	2020
Individual licence holders	53657	55170
1A	45013	46090
1B	1535	1577
1C	42703	43893
1D	643	612
1E	17469	20208
1F	2170	2153
2A	1692	1755
2B	9980	11480
2C	10780	12552
2D	818	829
New individual licence applications	7811	6537
Individual licence cancellations/terminations	554	327
	2019	2020
Master Licence holders	4924	5069
MA	966	1001
MB	2435	2580
MC	1005	990
MD	344	323
ME	174	175
New Master Licence applications	941	923
Master Licences cancellations/terminations	109	62

QLD

	2019	2020
Individual licences	24034	24151
New individual licence applications unrestricted	5018	3703
New individual licence applications restricted	25	11
Individual licences refused	131	81
Individual licences cancelled	225	123
	2019	2020
New Security Firm Licence applications	247	198
Security Firm licence refused	0	0
Security Firm licence cancelled	10	14

Continues over page >

VIC

Individuals	2019	2020
Individual licence holders	33138	32799
Crowd Controller, Security Guard	28701	28605
Security Guard	1202	1140
Bodyguard, Crowd Controller, Security Guard	1151	1072
Investigator	1006	971
Crowd Controller, Investigator, Security Guard	333	317
Crowd Controller	223	223
Private Security Trainer, Crowd Controller, Security Guard	157	146
Individual registration total	4480	4636
Security Equipment Installer, Security Advisor	2579	2609
Security Equipment Installer	1319	1422
Security Advisor	582	605
New individual licence applications	5245	15191 (includes renewal applications)
Individual licences cancelled/suspended	315	174
Business Licences	2019	2020
Business Licence holders	836	810
Crowd Control, Security Guard	391	388
Security Guard	135	134
Investigator	99	98
Bodyguard, Crowd Control, Security Guard	66	66
Bodyguard, Crowd Control, Investigator, Security Guard	57	52
Crowd Control, Investigator, Security Guard	29	28
Private Security Trainer	27	19
Other	59	25
Approved new Business Licence applications	252	476 (includes renewal applications)

TAS

Individuals	2019	2020
Individual licence holders	1788	2254
New individual licence applications	409	595
Individual licences cancelled	0	2
Agents	2019	2020
Body Corporate Agents	73	74
New Body Corporate applications	-	5
Body Corporate Cancellations	0	0

SA

Individuals	2019	2020
Individual licence holders	8681	8651
New individual licence applications	1217	1223
Individual licences cancelled/terminated	1018	1049
Security Firms	2019	2020
Security Firm Licence holders	523	531
New Security Firm applications	63	66
Security Firm licences cancelled/terminated	52	42

WA

Individuals	2019	2020
Individual licence holders	15000	17953
New individual licence applications	4727 (includes additional licence applications by individuals with an existing licence)	5941 (includes additional licence applications by individuals with an existing licence)
Individual licences cancelled/terminated	134	89
Agents	2019	2020
Total number of Agent licence holders	1679	1779
Security Agent	1300	1371
Crowd Control Agent	209	231
Inquiry Agent	170	177
New Agent applications	197	206